




HANA 1



rear

available in one tile made in 6 strips  
30 x 30 x 1 cm / 11.71 x 11.71 x 0.39 inches



HANA 2

available in one piece  
60 x 15 x 1 cm / 23.43 x 5.85 x 0.39 inches



HANA 3 right



rear

available in one tile made in 6 strips  
60 x 30 x 1 cm / 23.43 x 11.71 x 0.39 inches



HANA 3 left



rear

available in one tile made in 6 strips  
60 x 30 x 1 cm / 23.43 x 11.71 x 0.39 inches



HANA 4

available in one piece  
60 x 30 x 1 cm / 23.43 x 11.71 x 0.39 inches



HANA 5

available in one piece  
30 x 34.5 x 1 cm / 11.71 x 13.47 x 0.39 inches



## NOTES

The joints in hana and motion are 1mm.

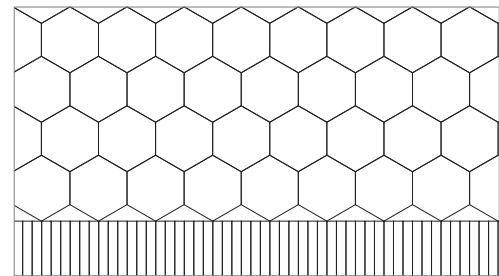
The above combinations are only proposals.  
Motion is available also in the following marbles: BIANCO ESTREMOZ, CREMA MARFIL, BIANCO PERLINO, BIANCO CALACATTA, BIANCO PERLA, GRIGIO ST MARIE, EBANO.

Each marble or limestone can present different colors and veins that exalt and confirm its naturalness and uniqueness.








HANA possible layout combination n° 4




HANA possible layout combination n° 3




HANA possible layout combination n° 1



HANA possible layout combination n° 6



HANA possible layout combination n° 2



HANA possible layout combination n° 5

**ТОЛЩИНА ВСТАВКИ**  
 Все наши работы по инкрустации имеют толщину 2 см, полученные с использованием техники 1+1: вырезанные детали, составляющие декоры, имеющие толщину 1 см, будут наклеены на слэб с толщиной 1 см, чтобы гарантировать наилучшее сцепление с поверхностью при переполровке на месте и долговечность.

**МОДУЛЬНЫЕ ПЛИТКИ**  
 Коллекции kreo представляют модульную систему, позволяющая составлять бесчисленные комбинации. Поэтому, декоры в плитках - представлены в цельных модулях, которые нужно будет адаптировать по месту профессиональными монтажниками. Возможные запросы «под размер» будут расчитываться как нестандартные, и их стоимость будем сообщать отдельно.

**SPESORE INTARSI**  
 Tutti i nostri intarsi presentano uno spessore di 2 cm ottenuto mediante la soluzione 1+1: i pezzi che compongono il disegno, aventi spessore 1 cm, vengono incollati su una lastra anch'essa a spessore 1 cm, per garantire una maggior tenuta durante la rilucidatura in opera e una migliore durabilità nel tempo.

**MODULARITA' MARMETTE KREOO**  
 Le collezioni kreo rappresentano un sistema modulare che permette infinite combinazioni. Per questo le marmette verranno fornite a moduli interi, da adattare sul posto ad opera di un posatore professionista. Eventuali richieste su misura verranno considerate fuori standard ed il loro prezzo verrà valutato a parte.

**INLAYS THICKNESS**  
 All our inlays are 2 cm thick. The thickness is made by a support 1-cm-thick slab and the patterns pieces which are 1 cm too. This guarantees a better endurance during re-polishing on site and a longer durability.

**MODULAR TILES**  
 Kreo collections represent a modular system, which allows us to create infinite combinations. For this reason, tiles are provided in modules that have to be adapted on site by a professional installer. Any customized requests will be considered non-standard and their price will be calculated separately.