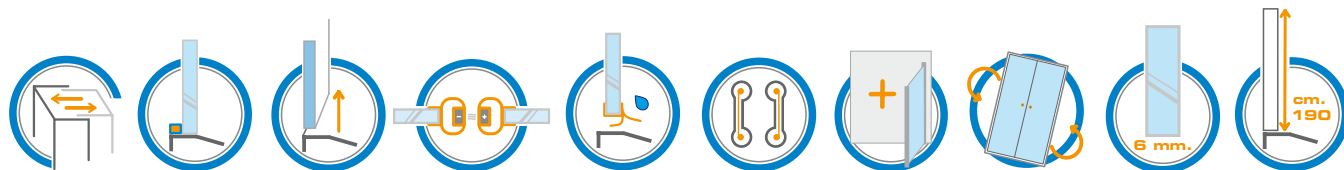


Shower enclosure, art. B9837ULUTR
Shower tray, art. D4080S01

Corner shower enclosure with two inward and outward opening pivot doors.



• **Aluminium finishing profiles:**

- L01** white
- ULU** brilliant chrome
- ELO** brilliant gold
- A40** dark bronze Fascinoso

• **Tempered glass finishing panels:**

- TR** transparent
- SC** frosted Screen
- SR** serigraphy Trevi
- AS** satin Acqua

Article	Extension [cm]	Opening [cm]	Volume [dm ³]	Weight [kg]	Panels finishing	L01	ULU	ELO-A40
B9831 (one side)	66-68	84	102	24	TR SC AS SR			
B9832 (one side)	68-70	87	106	24	TR SC AS SR			
B9833 (one side)	70-72	89	108	24	TR SC AS SR			
B9834 (one side)	72-74	92	112	24	TR SC AS SR			
B9835 (one side)	74-76	95	114	25	TR SC AS SR			
B9836 (one side)	76-78	98	117	26	TR SC AS SR			
B9837 (one side)	78-80	101	118	28	TR SC AS SR			
B9838 (one side)	80-82	104	121	29	TR SC AS SR			
B9839 (one side)	82-84	106	124	30	TR SC AS SR			
B9840 (one side)	84-86	109	144	31	TR SC AS SR			
B9841 (one side)	86-88	112	146	32	TR SC AS SR			

N.B. The values of the price table refer to a single side: add the amount of the two codes with the desired measurements to obtain the total price of the shower enclosure with a square or rectangular corner. Opening side determined with two sides of the same size. Extensibility means the measure of the complete panel glass: therefore is to consider the space occupied from the external break water for a total of 1 cm. (see pages 160-161, combination with fixed panel).

SPECIAL PRODUCTS

Request an estimate by enclosing a drawing and exact measurements: the Customers Office will be able to give confirmation on the feasibility of the article requested, including for projects different than those shown in the chart. It's necessary the confirmation of the order in writing. In case of cancellation after the acceptance, the total cost of the order will be charged. Limits of measurements:

Height max 200 cm. / Height min 175 cm.

Width max 100 cm. / Width min 50 cm.

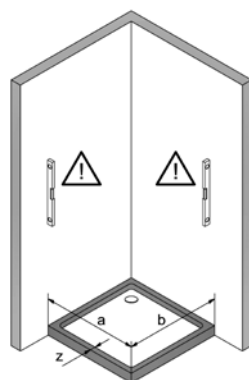
Panel finishing SR: NOT possible special products.



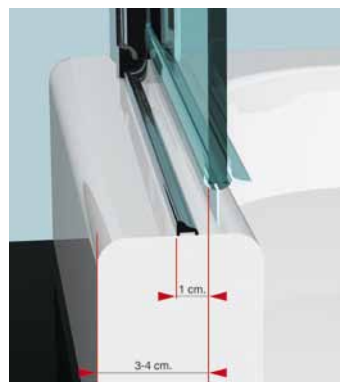
Installation is available upon request, please refer to the closest Service Centre

Packaging is composed of n° boxes: 1

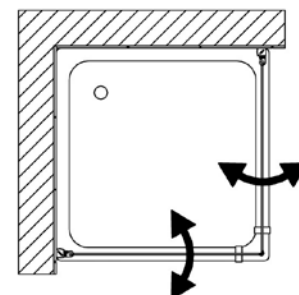
Sector	Delivery Ex Works
Sector A	1-2 Weeks
Sector B	3 Weeks
Sector C	4-5 Weeks
Sector N	bespoke and new products



Measurements from the wall to the inside border of the shower tray



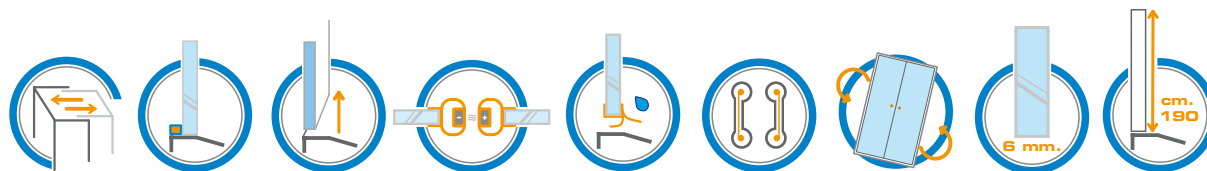
Water brake dimensions and installation





Shower enclosure, art. B9853L01TR
Shower tray, art. D4080S01

Shower enclosure with inward and outward opening pivot door.



• **Aluminium finishing profiles:**

- L01** white
- ULU** brilliant chrome
- ELO** brilliant gold
- A40** dark bronze Fascinoso

• **Tempered glass finishing panels:**

- TR** transparent
- SC** frosted Screen
- SR** serigraphy Trevi
- AS** satin Acqua

Article	Extension [cm]	Opening [cm]	Volume [dm ³]	Weight [kg]	Panels finishing	L01	ULU	ELO-A40
B9850	66-69,5	54	116	25	TR SC AS SR			
B9851	69,5-73	57	125	27	TR SC AS SR			
B9852	73-76,5	61	131	28	TR SC AS SR			
B9853	76,5-80	64	133	29	TR SC AS SR			
B9854	80-83,5	68	142	30	TR SC AS SR			
B9855	83,5-87	71	145	31	TR SC AS SR			
B9856	87-90,5	75	152	32	TR SC AS SR			
B9857	90,5-94	78	159	33	TR SC AS SR			

Combination with fixed panel IMPOSSIBLE. The combination is advised with art. B9831-41 (see pages 160-161, combination with fixed panel).

SPECIAL PRODUCTS

Request an estimate by enclosing a drawing and exact measurements: the Customers Office will be able to give confirmation on the feasibility of the article requested, including for projects different than those shown in the chart. It's necessary the confirmation of the order in writing. In case of cancellation after the acceptance, the total cost of the order will be charged.

Limits of measurements:

Height max 200 cm.

Height min 175 cm.

Width max 100 cm.

Width min 50 cm.

Panel finishing SR: NOT possible special products.

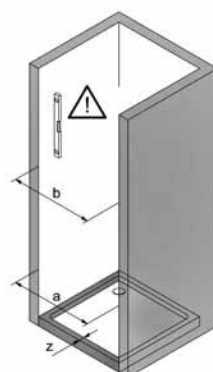
Lower width - Greater height +40%	Greater height +40%	Greater width - Greater height +50%
Lower width +20%	Standard price of reference	Greater width +30%
Lower width - Lower height +30%	Lower height +20%	Greater width - Lower height +40%



Installation is available upon request, please refer to the closest Service Centre

Packaging is composed of n° boxes: **1**

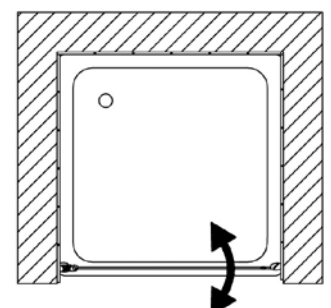
Sector	Delivery Ex Works
Sector A	1-2 Weeks
Sector B	3 Weeks
Sector C	4-5 Weeks
Sector N	bespoke and new products



Measurements from the wall



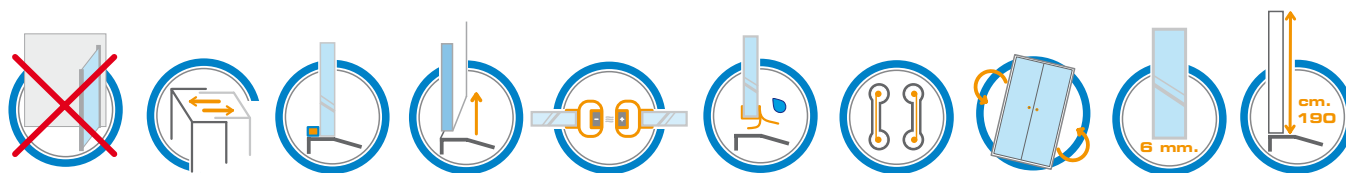
Water brake dimensions and installation





Shower enclosure, art. B9864ULUTR
Shower tray, art. D4290S01

Quadrant enclosure with two panels, inward and outward opening pivot doors.



• **Aluminium finishing profiles:**

- L01** white
- ULU** brilliant chrome
- ELO** brilliant gold
- A40** dark bronze Fascinoso

• **Tempered glass finishing panels:**

- TR** transparent
- SC** frosted Screen
- SR** serigraphy Trevi
- AS** satin Acqua

Quadrant shower enclosure

Article	Extension [cm]	Opening [cm]	Volume [dm ³]	Weight [kg]	Panels finishing	L01	ULU	ELO-A40
B9865	74-76	95	286	47	TR SC AS SR			
B9864	84-86	109	380	49	TR SC AS SR			

For extensibility means the measure from the wall to the outer side of the glass panel.
 Add 1 cm. to the extensibility minimum and maximum (overall of breakwater).
 Adapted to shower tray at NOT constant radius: radius = 55 cm.
Combination with fixed panel IMPOSSIBLE.

SHOWER ENCLOSURE
CLASSIC



Optional handle, only upon request (distance between holes 16 cm.)



Art. K251L01
Art. K251ULU



Art. K253L01
Art. K253ULU



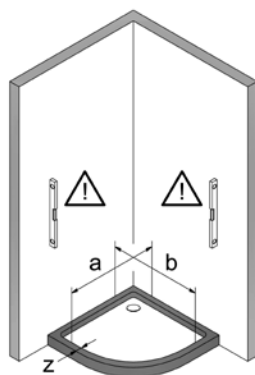
Coupling with **samo** shower tray (see pages on the dedicated area)



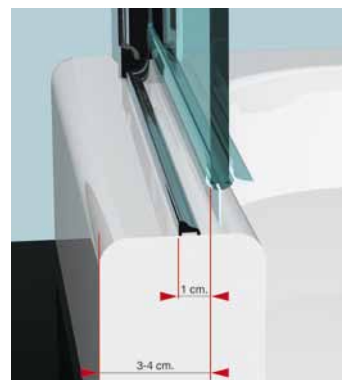
Installation is available upon request, please refer to the closest Service Centre

Packaging is composed of n° boxes: **2**

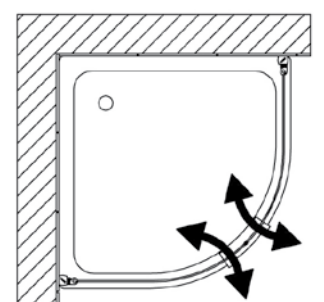
Sector	Delivery Ex Works
Sector A	1-2 Weeks
Sector B	3 Weeks
Sector C	4-5 Weeks
Sector N	bespoke and new products



Measurements from the wall to the inside border of the shower tray



Water brake dimensions and installation





Fixed panel for combination, art. B9879L01TR

Fixed panel for combinations to form 2 sides shower enclosures with corner or doors shower enclosure, also in rectangular sizes.



• **Aluminium finishing profiles:**

- L01** white
- ULU** brilliant chrome
- ELO** brilliant gold
- A40** dark bronze Fascinoso

• **Tempered glass finishing panels:**

- TR** transparent
- SC** frosted Screen
- SR** serigraphy Trevi
- AS** satin Acqua

Fixed panel for combination

SHOWER ENCLOSURE
CLASSIC

Article	Extension [cm]	Volume [dm ³]	Weight [kg]	Panels finishing	L01	ULU	ELO-A40
B9871	65,5-68	117	24	TR SC AS SR			
B9872	68-70,5	122	25	TR SC AS SR			
B9873	70,5-73	124	25	TR SC AS SR			
B9874	73-75,5	127	26	TR SC AS SR			
B9875	75,5-78	131	28	TR SC AS SR			
B9876	78-80,5	138	30	TR SC AS SR			
B9877	80,5-83	139	31	TR SC AS SR			
B9878	83-85,5	143	31	TR SC AS SR			
B9879	85,5-88	145	32	TR SC AS SR			
B9880	88-90,5	147	32	TR SC AS SR			
B9881	98-100,5	154	35	TR SC AS SR			
B9884	108-110,5	162	39	TR SC AS SR			
B9887	118-120,5	183	42	TR SC AS SR			

Combination with fixed panel: see pages 160-161.

SPECIAL PRODUCTS

Request an estimate by enclosing a drawing and exact measurements: the Customers Office will be able to give confirmation on the feasibility of the article requested, including for projects different than those shown in the chart. It's necessary the confirmation of the order in writing. In case of cancellation after the acceptance, the total cost of the order will be charged.

Limits of measurements:

Height max 200 cm.

Height min 175 cm.

Width max 120,5 cm.

Width min 20 cm.

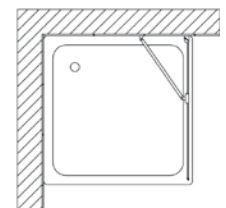
Panel finishing SR: NOT possible special products

Lower width - Greater height +40%	Greater height +40%	Greater width - Greater height +50%
Lower width +20%	Standard price of reference	Greater width +30%
Lower width - Lower height +30%	Lower height +20%	Greater width - Lower height +40%

Clamp Optional (distance between screws 435mm.)



Art. K262GL01
Art. K262GULU



Packaging is composed of n° boxes: 1

Sector	Delivery Ex Works
Sector A	1-2 Weeks
Sector B	3 Weeks
Sector C	4-5 Weeks
Sector N	bespoke and new products