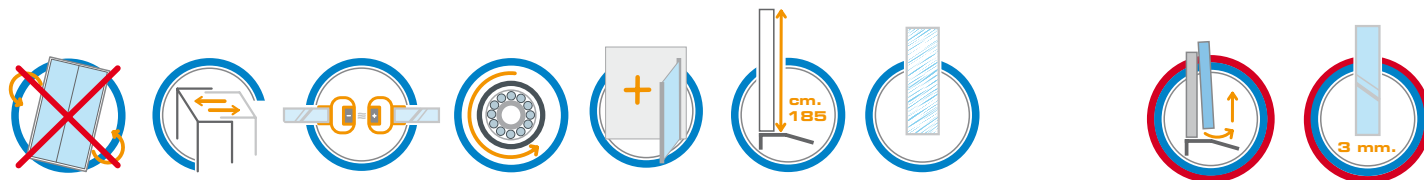




Shower enclosure, art. B6737ULUTR  
Shower tray, art. D4090S01

The shower accessories have being designed exclusively by **samo**

*Corner shower enclosure, opening with sliding panels, two fixed and four can be opened.  
Quick release doors.*



• **Aluminium finishing profiles:**

- L01** white
- ULU** brilliant chrome

• **Tempered glass finishing panels:**

- TR** transparent
- ST** frosted
- RS** satin

• **Polystyrene finishing panels:**

- JU** Juta

# Corner shower enclosure

Article	Extension [cm]	Opening [cm]	Volume [dm <sup>3</sup> ]	Weight [kg]	Panels finishing	L01	ULU
<b>B6730</b>	67-70	46	186	36	TR ST RS		
				23	JU		
<b>B6731</b>	70-73	49	190	38	TR ST RS		
				23	JU		
<b>B6732</b>	73-76	51	206	39	TR ST RS		
				25	JU		
<b>B6733</b>	76-79	54	208	40	TR ST RS		
				26	JU		
<b>B6734</b>	79-82	57	224	42	TR ST RS		
				26	JU		
<b>B6735</b>	82-85	60	235	43	TR ST RS		
				27	JU		
<b>B6736</b>	85-88	63	240	44	TR ST RS		
				27	JU		
<b>B6737</b>	88-91	66	241	45	TR ST RS		
				27	JU		
<b>B6738 *</b>	67-70/88-91	56	240	40	TR ST RS		
				24	JU		
<b>B6739 *</b>	73-76/88-91	59	250	42	TR ST RS		
				26	JU		

\* Indicate if left (**SX**) or right (**DX**) version.

### SPECIAL PRODUCTS

Request an estimate by enclosing a drawing and exact measurements: the Customers Office will be able to give confirmation on the feasibility of the article requested, including for projects different than those shown in the chart. It's necessary the confirmation of the order in writing. In case of cancellation after the acceptance, the total cost of the order will be charged.

Limits of measurements:

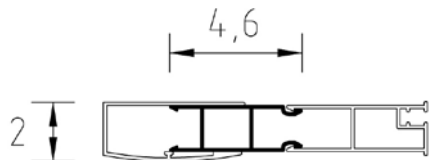
Height max 200 cm. / min 175 cm.

Width max 120 cm. / min 60 cm.

Lower width - Greater height +40%	Greater height +40%	Greater width - Greater height +50%	
Lower width +20%	Standard price of reference	Greater width +30%	Greater width than 111 cm. +40%
Lower width - Lower height +30%	Lower height +20%	Greater width - Lower height +40%	Greater width than 111 cm. - Lower height +50%

### Optional compensating profile

Article	Height [cm]	Extension [cm]	L01	ULU
COM7	185	0-4		



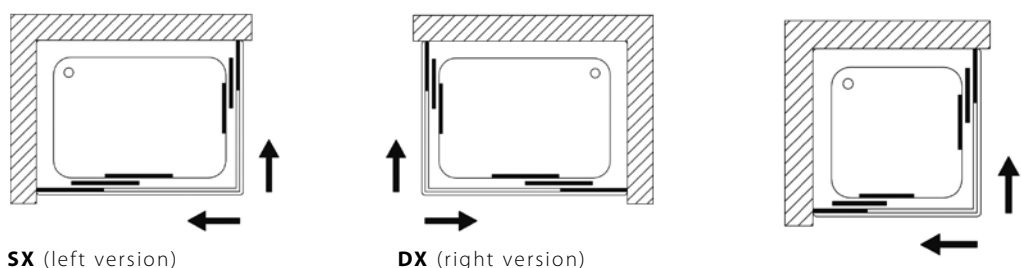
Packaging is composed of n° boxes: 1



The treatment is available upon request

Sector	Delivery Ex Works
Sector A	1-2 Weeks
Sector B	3 Weeks
Sector C	4-5 Weeks
Sector N	bespoke and new products

For the StarClean treatment add one week to the delivery time

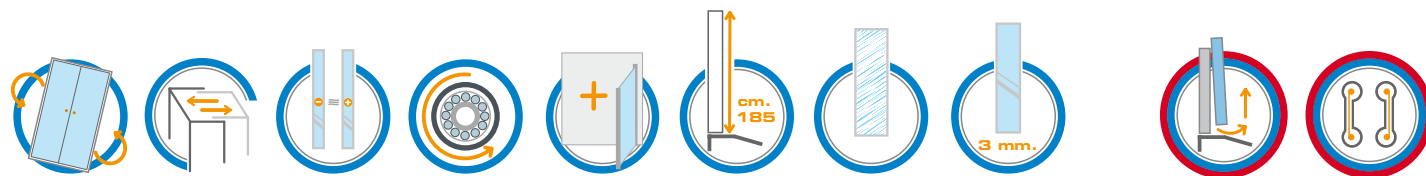




Shower enclosure, art. B6623ULUTR  
Shower tray, art. D4090S01

The shower accessories have being designed exclusively by **samo**

*Corner shower enclosure, opening with sliding panels, two fixed and two can be opened.  
Quick release doors.*



• **Aluminium finishing profiles:**

- L01** white
- ULU** brilliant chrome

• **Tempered glass finishing panels:**

- TR** transparent
- ST** frosted
- RS** satin

• **Polystyrene finishing panels:**

- JU** Juta

Article	Extension [cm]	Opening [cm]	Volume [dm <sup>3</sup> ]	Weight [kg]	Panels finishing	L01	ULU
B6616	64-70	37-45	133	28	TR ST RS	[Light Blue]	[Grey]
				17	JU		
B6617	70-76	41-49	143	30	TR ST RS	[Light Blue]	[Pink]
				18	JU		
B6618	76-82	45-54	157	30	TR ST RS	[Light Blue]	[Pink]
				18	JU		
B6622	82-88	44-47	172	34	TR ST RS	[Light Blue]	[Grey]
				19	JU		
B6623	88-94	48-51	179	38	TR ST RS	[Light Blue]	[Pink]
				20	JU		
B6630	64-70/82-88	40-46	164	30	TR ST RS	[Light Blue]	[Grey]
				18	JU		
B6624	70-76/88-94	45-50	186	32	TR ST RS	[Light Blue]	[Pink]
				19	JU		
B6640	76-82/96-102	50-55	192	35	TR ST RS	[Light Blue]	[Pink]
				20	JU		
B6699	88-94/118-124	63-67	270	40	TR ST RS	[Light Blue]	[Pink]
				22	JU		

**SPECIAL PRODUCTS**

Request an estimate by enclosing a drawing and exact measurements: the Customers Office will be able to give confirmation on the feasibility of the article requested, including for projects different than those shown in the chart. It's necessary the confirmation of the order in writing. In case of cancellation after the acceptance, the total cost of the order will be charged.

Limits of measurements:

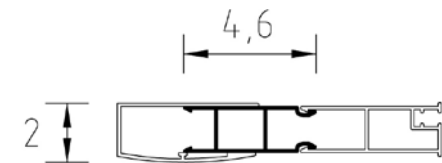
Height max 200 cm.

Height min 175 cm.

Width max 130 cm.

Width min 50 cm.

Lower width - Greater height +40%	Greater height +40%	Greater width - Greater height +50%
Lower width +20%	Standard price of reference	Greater width +30%
Lower width - Lower height +30%	Lower height +20%	Greater width - Lower height +40%



**Optional compensating profile**

Article	Height [cm]	Extension [cm]	L01	ULU
COM7	185	0-4	[Light Blue]	[Pink]

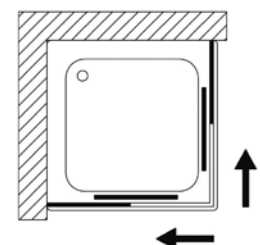
Packaging is composed of n° boxes: 1



The treatment is available upon request

Sector	Delivery Ex Works
Sector A	1-2 Weeks
Sector B	3 Weeks
Sector C	4-5 Weeks
Sector N	bespoke and new products

For the StarClean treatment add one week to the delivery time

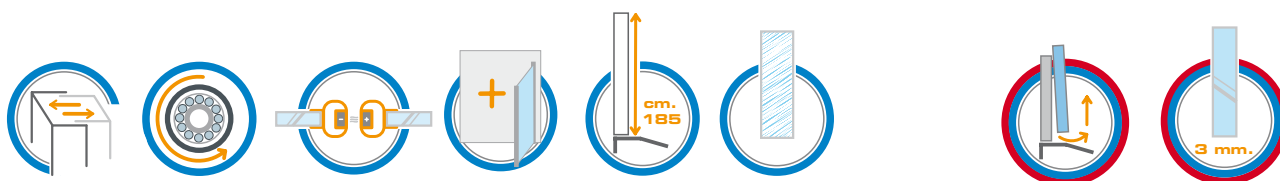




Shower enclosure, art. B6757ULUTR  
Shower tray, art. D4981S01

The shower accessories have being designed exclusively by **samo**

*Three sliding panels door. Opening either right or left with three sliding panels.  
Quick release doors.*



• **Aluminium finishing profiles:**

- L01** white
- ULU** brilliant chrome

• **Tempered glass finishing panels:**

- TR** transparent
- ST** frosted
- RS** satin

• **Polystyrene finishing panels:**

- JU** Juta

# Three sliding panels door

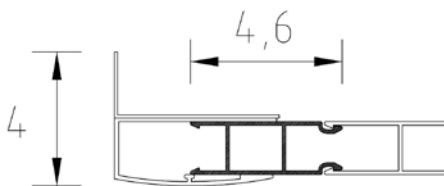
Article	Extension [cm]	Opening [cm]	Volume [dm <sup>3</sup> ]	Weight [kg]	Panels finishing	L01	ULU
<b>B6750</b>	74-80	34	132	25	TR	[Pink]	[Grey]
					ST		
					RS		
<b>B6751</b>	80-86	38	142	27	JU	[Pink]	[Grey]
					TR		
					ST		
<b>B6752</b>	86-92	42	152	28	RS	[Pink]	[Grey]
					TR		
					ST		
<b>B6753</b>	92-98	46	162	29	JU	[Pink]	[Grey]
					TR		
					ST		
<b>B6754</b>	98-104	50	172	30	RS	[Pink]	[Grey]
					TR		
					ST		
<b>B6755</b>	104-110	54	182	32	JU	[Pink]	[Grey]
					TR		
					ST		
<b>B6756</b>	110-116	58	191	33	RS	[Pink]	[Grey]
					TR		
					ST		
<b>B6757</b>	116-122	62	201	34	JU	[Pink]	[Grey]
					TR		
					ST		

### SPECIAL PRODUCTS

Request an estimate by enclosing a drawing and exact measurements: the Customers Office will be able to give confirmation on the feasibility of the article requested, including for projects different than those shown in the chart. It's necessary the confirmation of the order in writing. In case of cancellation after the acceptance, the total cost of the order will be charged.

Limits of measurements:  
 Height max 200 cm.  
 Height min 175 cm.  
 Width max 140 cm.  
 Width min 60 cm.

Lower width - Greater height +40%	Greater height +40%	Greater width - Greater height +50%
Lower width +20%	<b>Standard price of reference</b>	Greater width +30%
Lower width - Lower height +30%	Lower height +20%	Greater width - Lower height +40%



### Optional compensating profile

Article	Height [cm]	Extension [cm]	L01	ULU
COM7	185	0-4	[Light Blue]	[Pink]



The treatment is available upon request

Packaging is composed of n° boxes: **1**

Sector	Delivery Ex Works
Sector A	1-2 Weeks
Sector B	3 Weeks
Sector C	4-5 Weeks
Sector N	bespoke and new products

For the StarClean treatment add one week to the delivery time



Coupling with **samo** shower tray (see pages on the dedicated area)

